



## Congratulations...

You are about to experience the most soothing foot massage that you can get without the aid of a living, breathing massage professional.

The Foot Soother Elite is part of the Interactive Health line of distinct Human Touch Massage Devices. Our engineers and designers are proud of the industry advances they have made with Human Touch products.

Please take the time to read this Use & Care Manual, so that you can enjoy the full benefits of this innovative massage technology.



# For your safety...

The Foot Soother Elite has been designed to exacting standards of electrical and functional safety.

Please make note of the warnings and alerts posted on this page. With proper care and understanding of the precision instrument you have purchased you can expect years of uninterrupted rest and relaxation.



## IMPORTANT SAFETY INSTRUCTIONS

When using an electrical appliance, basic precautions should always be followed, including the following:

Read all instructions before using this massager.

### DANGER

#### To reduce the risk of electric shock:

1. Always unplug this appliance from the electrical outlet immediately after using and before cleaning.

## WARNING

#### To reduce the risk of burns, fire, electric shock, or injury to persons:

1. An appliance should never be left unattended when plugged in. Unplug from outlet when not in use, and before putting on or taking off parts.
2. Do not operate under blanket or pillow. Excessive heating can occur and cause fire, electric shock, or injury to persons.
3. Close supervision is necessary when this massager is used by, on, or near children, invalids, or disabled persons.
4. Use this massager only for its intended use as described in this manual. Do not use attachments not recommended by the manufacturer.
5. Never operate this massager if it has a damaged cord or plug, if it is not working properly, if it has been dropped or damaged, or dropped into water. Return the massager to a service center for examination and repair.
6. Do not carry this massager by supply cord or use cord as a handle.
7. Keep the cord away from heated surfaces.
8. Never operate the massager with the air openings blocked. Keep the air openings free of lint, hair, and the like.
9. Never drop or insert any object into any opening.
10. Do not use outdoors.
11. Do not operate where aerosol (spray) products are being used or where oxygen is being administered.
12. To disconnect, turn all controls to the off position, then remove plug from outlet.

## SAVE THESE INSTRUCTIONS

1. Do not reach for a massager that has fallen into water. Unplug immediately.
2. Do not use while bathing or in a shower.
3. Do not place or store the massager where it can fall or be pulled into a tub or sink. Do not place in or drop into water or other liquid.
4. Never operate on a soft surface such as a bed or couch where the air openings may be blocked.
5. Never use pins or other metallic fasteners with this massager.
6. Carefully examine the covering before each use. Discard the massager if the covering shows any sign of deterioration, such as checking, blistering, or cracking.
7. Keep Dry – Do not operate in a wet or moist condition.
8. Do not crush – Avoid sharp folds.
9. Do not stand on or in the massager. Use only while seated.
10. Keep children away from extended back, foot support (or other similar parts).

## WARNING

To reduce the risk of electric shock, this appliance has a polarized plug (one blade is wide than the other). This plug will fit in a polarized outlet only one way. If the plug does not fit fully in the outlet, reverse the plug. If it still does not fit, contact a qualified electrician to install the proper outlet. Do not change the plug in any way.

Take control of the complex technology engineered into your Foot Soother Elite. The wireless command remote control allows you to adjust many combinations of vibration and massage to pamper your feet. The Massage Pods are designed to conform to contours of each foot leaving no surface unattended and allowing ample clearance for the tender ankles.

**NOTICE**  
**Prior to first use:**  
 Release Foot Soother Elite wireless controller from its socket and install 2 AA batteries (included) in battery compartment located on back side of controller.

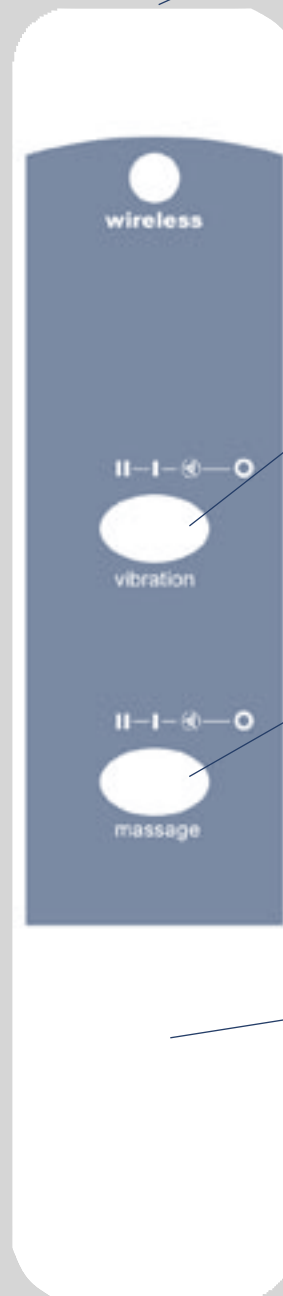
Foot Soother will not function until batteries are properly installed in controller.

The batteries included with this unit are not rechargeable. If the batteries leak notify customer service for instructions.

FOR HOUSEHOLD USE ONLY


## Get acquainted...

### Wireless Command



#### infra red command

Dual purpose remote takes control of Foot Soother when locked into the base socket or conveniently held in your hand. Point controller at the receiver lens when selecting or adjusting functions.



#### vibration

Refreshing vibration stimulates circulation. Press once to activate platen vibration on high setting. Press again to toggle to low speed. Press again to toggle to automatic program mode. Press a final time to stop vibration mode completely.

#### massage

Care and sooth tired aching feet with compress and release action. Press once to activate massage cycle on high setting. Press again to toggle to low cycle speed. Press again to toggle to automatic program mode. Press a final time to stop massage mode completely.

#### auto stop

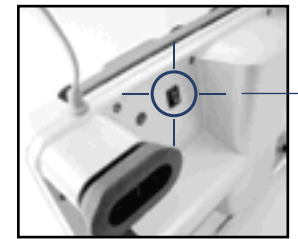
Pressing the auto stop button will cancel all cycles and settings. Massage pods will fully open to release feet from their grasp. Once all motion has ceased, unit can be turned off with "master switch" located on underside. (see #1.)

2.

## foot soother ELITE



1.



#### Master Switch

Master On-Off switch located on underside of unit must be set to on position prior to use.

#### Remote Release Tab

Press this tab to release controller for convenient remote operation.

#### Mode LED Display

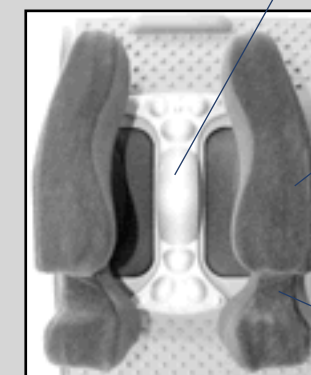
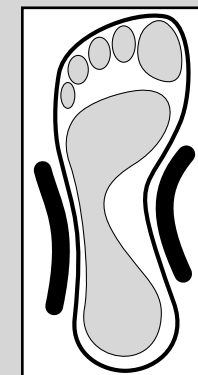
Follow status of your manual or automatic massage program at a glance with coordinated LED display.

#### Non Skid Floor Protectors

Urethane floor protectors keep unit in place while isolating vibration and sound produced by Foot Soother.

### Ergonomic Precision

**Proper Attire**  
 The Foot Soother Elite pods have been designed to be used with a sock covered foot.



#### Acupressure nodes

Ergonomically designed nodes provide targeted pressure to relieve critical arches, balls and heels of the foot.

#### Massage Pod

Ergonomic massage pods are designed to cradle the foot with the same soothing touch as a human hand.

#### Glove Fit

Cut away areas protect the tender ankle bones and provide glove like fit for foot placement.

3.

## A different angle...



Your Foot Soother Elite is very flexible. A convenient, built-in incline bar has been designed to allow you to adjust the unit for chairs and lounges of varying sitting heights.

Leave the incline bar folded flat against the bottom of the unit when sitting with legs upright in a desk or dining height chair. When sitting in a lower lounge chair or sofa you may want to deploy the incline bar providing comfortable approach in a stretched-out leg position.

There is no right or wrong combination, full adjustability simply ensures the pleasures of a luxurious foot massage.

## Product Care and Storage

### Maintenance and Care:

The product is specially designed and constructed to be maintenance free. No periodic lubrication or servicing is required. Your product should only be serviced by an authorized service center.

Care should be taken not to overload the unit. Excessive pressure on the massage nodes that significantly slows or stops the motor will potentially cause damage to the unit.

Foreign objects should not be inserted between the massage nodes and the unit housing.

### Storage:

Your product has been carefully designed to give you many years of trouble-free service. Always unplug the unit when not in use. Additionally, if not in use for a long period of time, we recommend that the power cord be coiled and that the unit be placed in an environment free of dust and moisture.

Do not store near heat or open flame. Do not leave this product exposed to direct sunlight for long periods of time. This may cause fading or damage.

### NOTICE

Incline arm is not intended to be used as a carry handle. Incline arm should be folded flat against underside of unit when not in use.

Foot Soother is not intended to be used as a step stool. Standing on unit with full body weight may result in damage and personal injury.

## Angle Adjust

### Incline Release

Locate incline release button on left hand side of Foot Soother. Depress release button and swing incline arm out to locked position for inclined massage or fold flat against underside of Foot Soother to return to standard massage angle.



## Specifications & Features

Use:	Household (not for institutional use)
Voltage:	110 – 120 VAC
Watts:	30 W
RPM:	23/33 cycles/minute
Composition:	Cloth, ABS, Nylon
Product Weight:	22.5 lbs.

No medical claims warranted or implied by the use of this product.

## Warranty and Customer Service

Your Interactive Health product is backed by a full one (1) year limited warranty (see enclosed). If your product is not functioning properly or if you have questions concerning your product or any other Interactive Health product, please call Interactive Health Customer Service toll-free at (800) 742-5493 between 8:30 a.m. and 5:00 p.m. Pacific Standard Time or fax 24 hours at (562) 426-9690. Our courteous Customer Service Representatives will be happy to assist you.

Please also feel free to visit our web site for corporate and product information at [www.vitalityweb.com](http://www.vitalityweb.com)